
RAVENSWOOD CITY SCHOOL DISTRICT

INTER-OFFICE MEMO

TO: BOARD OF TRUSTEES
RAVENSWOOD CITY SCHOOL DISTRICT

DATE: July 8, 1971

FROM: Vincent Caccamo, (Acting) Director
Pupil Personnel

NO:

SUBJECT: MAY 1971 ACHIEVEMENT TESTING

Enclosed you will find Graphs, Tables, and Charts all relating to the Achievement Tests that were administered during the first two weeks of May. When deemed appropriate, comparisons were made with the results of previous years. Since the majority of the data is self-explanatory, no written explanation is included. However, the author looks forward to a meaningful dialogue with the Board regarding the enclosed material, and will be more than happy to explain any nebulous areas.

Overall, the Board should be extremely pleased with the results. In particular, Kindergarten, First, and Second Grade students have shown continued growth, surpassing both publishers and State norms. While these results display some variation from school-to-school and level-to-level, a general upward trend is clearly evident.

The most disappointing results are at the third grade level. At this level we have only been able to increase our achievement scores by one month since the May 1968 testing. These results are particularly disheartening since we anticipated gains due to the utilization of the Lippincott Reading Series for the first time this year at this level. A further analysis of the data, as well as a close look at our total Third grade program is clearly called for. These results are too overwhelming to be simply chalked off as "poor teaching."

Student growth is evidenced when the fourth grade results are analyzed. However, students generally are not able to return to their previous relative level of functioning and/or rate of progress. The lack of fourth grade data for previous years severely hinders the present analysis.

In summary, the test results show great hope and accomplishment, while at the same time suggesting areas to focus our future attention. If the primary purpose of achievement testing is to provide data to view our efforts and to generate dialogue and hypotheses about future directions, this testing has done its job exceedingly well.

VC:d
Attachments

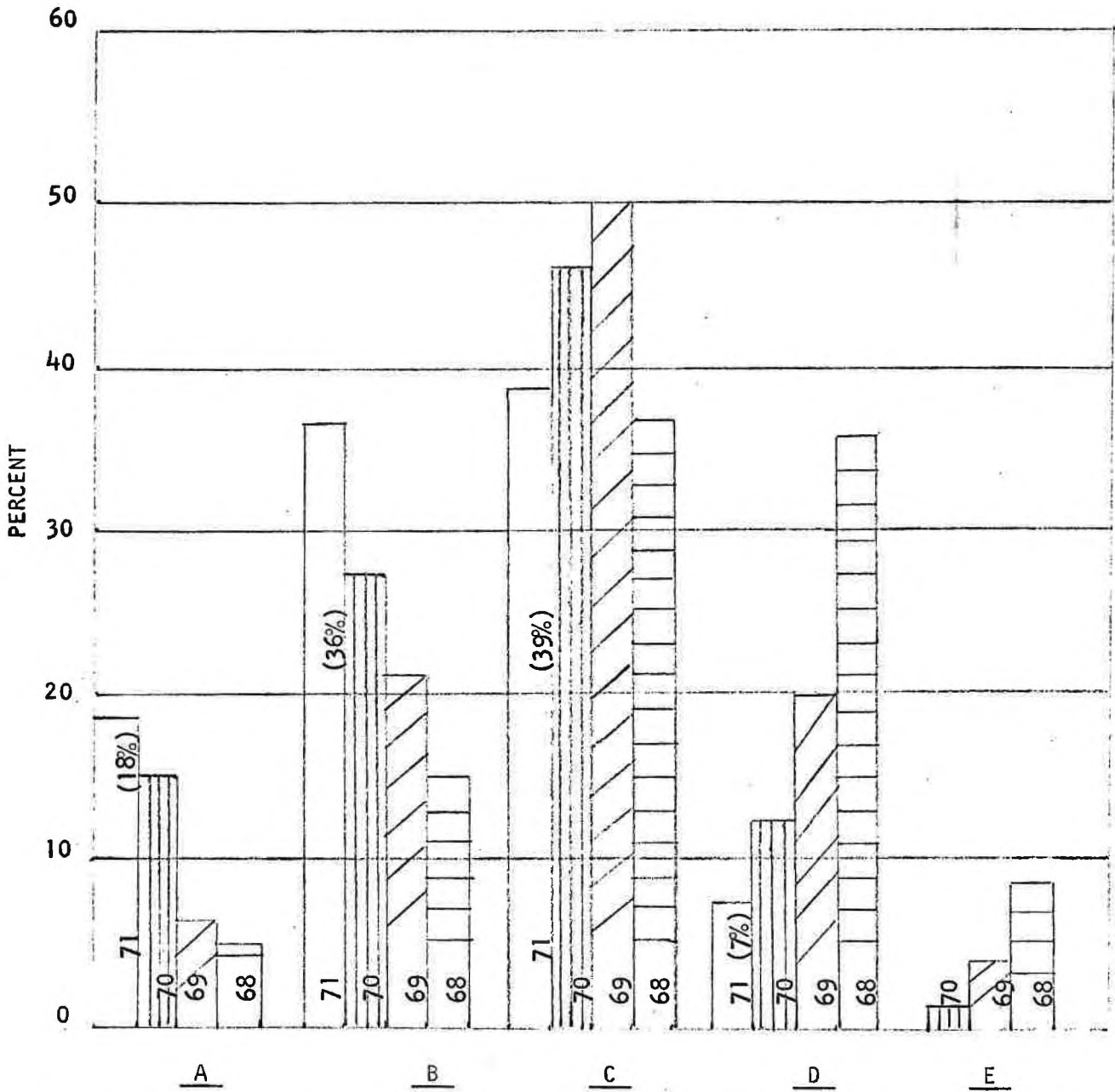
RAVENSWOOD CITY SCHOOL DISTRICT
Metropolitan Readiness Test Results
For Kindergarten -- May 1971

SCHOOL	A	B	C	D	E	TOTAL
Belle Haven	25	65	46	11		147
Brentwood	8	21	42	5		76
Costano	4	16	38	12		70
James Flood	11	20	21	2		54
Kavanaugh	9	39	45	6		99
O'Connor	15	8	6	2		31
Runnymede	18	9	6			33
Willow	9	23	17	3		52
District	99	201	221	41		562

Metropolitan Readiness Test Result Recap
Kindergarten - May 1968, 1969, 1970, 1971
Total District

YEAR	A	B	C	D	E	TOTAL
1968	32	98	251	250	24	655
1969	39	143	331	135	17	665
1970	89	167	291	73	9	629
1971	99	201	221	41	0	562

METROPOLITAN READING READINESS TEST RESULTS
May 1968, 1969, 1970, and 1971
Kindergarten



This chart shows the percentage of kindergarten children scoring in each of the five categories on the Metropolitan Reading Readiness Test given in May 1968, 1969, 1970, and 1971. It can be seen that there has been a continuous improvement in scores during this period. No student fell in the "E" category in the May 1971 testing.

TABLE

Letter Ratings and Readiness Status Corresponding to Various Ranges of Total Scores			
Score Range	Letter Rating	Readiness Status	Significance
Above 76	A	Superior	Apparently very well equipped for first grade work. Should be given opportunity for enriched work in line with abilities indicated.
64-76	B	High Normal	Good prospects for success in first grade work provided other indications such as health, emotional factors, etc., are consistent.
45-63	C	Average	Likely to succeed in first grade work. Careful study should be made of the specific strengths and weaknesses of pupils in this group and their instruction planned accordingly.
24-44	D	Low Normal	Likely to have difficulty in first grade work. Should be assigned to slow section and given more individualized help.
Below	E	Low	Chances of difficulty high under ordinary instructional conditions. Further readiness work, assignment to slow sections, or individualized work is essential.

READING TEST RESULTS

1968 - 1971

GRADE 1

	<u>May 1968*</u>	<u>May 1969*</u>	<u>May 1970**</u>	<u>May 1971**</u>	<u>Publisher's Norm</u>	<u>State Mean 1970</u>	<u>State Median 1970</u>
Belle Haven	1.6	1.6	1.9	2.0			
Brentwood	1.6	1.6	1.8	1.9			
Costano	1.6	1.6	1.7	1.8			
Flood	1.8	1.9	2.4	2.3			
Kavanaugh	1.7	1.8	1.9	2.1			
O'Connor	2.1	2.2	2.4	2.9			
Runnymede	1.7	1.7	2.0	2.0			
Willow	<u>1.8</u>	<u>1.8</u>	<u>2.0</u>	<u>2.0</u>			
DISTRICT	<u>1.7</u>	<u>1.7</u>	<u>1.9</u>	<u>2.0</u>	<u>1.8</u>	<u>1.9</u>	<u>1.8</u>

*Stanford Reading Test
 **Cooperative Primary Reading Test

READING TEST RESULTS

1968 - 1971

GRADE 2

	<u>May 1968*</u>	<u>May 1969*</u>	<u>May 1970*</u>	<u>May 1971**</u>	<u>Publisher's Norm</u>	<u>State Mean 1970</u>	<u>State Median 1970</u>
Belle Haven	2.4	2.0	2.6	2.6			
Brentwood	2.3	2.5	2.6	2.6			
Costano	2.2	2.3	2.5	2.7			
Flood	2.8	2.6	3.0	3.3			
Kavanaugh	2.3	2.3	2.7	2.6			
O'Connor	2.5	2.9	3.1	3.2			
Runnymede	2.6	2.8	2.9	3.3			
Willow	<u>2.4</u>	<u>2.6</u>	<u>3.1</u>	<u>3.2</u>			
DISTRICT	<u>2.4</u>	<u>2.5</u>	<u>2.7</u>	<u>2.9</u>	<u>2.8</u>	<u>2.7</u>	<u>2.6</u>

*Stanford Reading Test

**Cooperative Primary Reading Test

STANFORD READING TEST RESULTS

1968 - 1971

GRADE 3

	<u>May 1968</u>	<u>May 1969</u>	<u>May 1970</u>	<u>May 1971</u>	<u>Publisher's Norm</u>	<u>State Mean 1970</u>	<u>State Median 1970</u>
Belle Haven	2.7	3.0	2.8	2.9			
Brentwood	2.9	2.8	3.3	2.9			
Costano	2.8	2.8	2.7	3.0			
Flood	3.6	3.5	3.5	3.6			
Kavanaugh	2.9	2.9	3.1	3.1			
O'Connor	3.0	3.2	3.4	3.8			
Runnymede	3.5	2.8	3.4	3.1			
Willow	<u>3.4</u>	<u>3.5</u>	<u>3.5</u>	<u>3.5</u>			
<u>DISTRICT</u>	<u>3.0</u>	<u>3.0</u>	<u>3.1</u>	<u>3.1</u>	<u>3.8</u>	<u>3.3</u>	<u>3.4</u>

COMPREHENSIVE TEST OF BASIC SKILLS RESULTS

May 1971

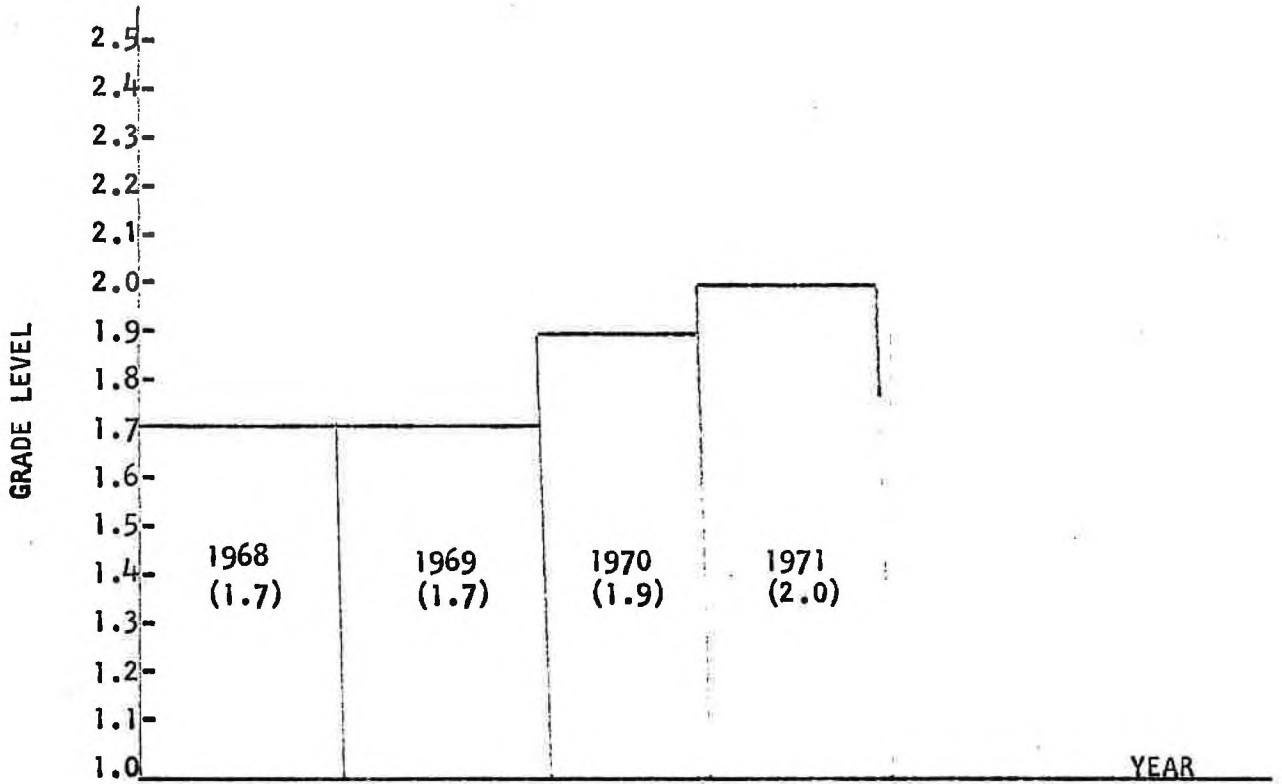
Grade 4

<u>SCHOOL</u>	<u>READING</u>	<u>MATH</u>	<u>PUBLISHER'S NORMS</u>
Belle Haven	3.7	4.0	
Brentwood	4.3	4.3	
Costano	3.8	3.7	
James Flood	5.0	4.7	
Kavanaugh	3.6	4.1	
O'Connor	4.4	4.6	
Runnymede	4.3	4.6	
Willow	4.6	5.2	
	—	—	—
<u>District</u>	<u>4.1</u>	<u>4.2</u>	<u>4.8</u>

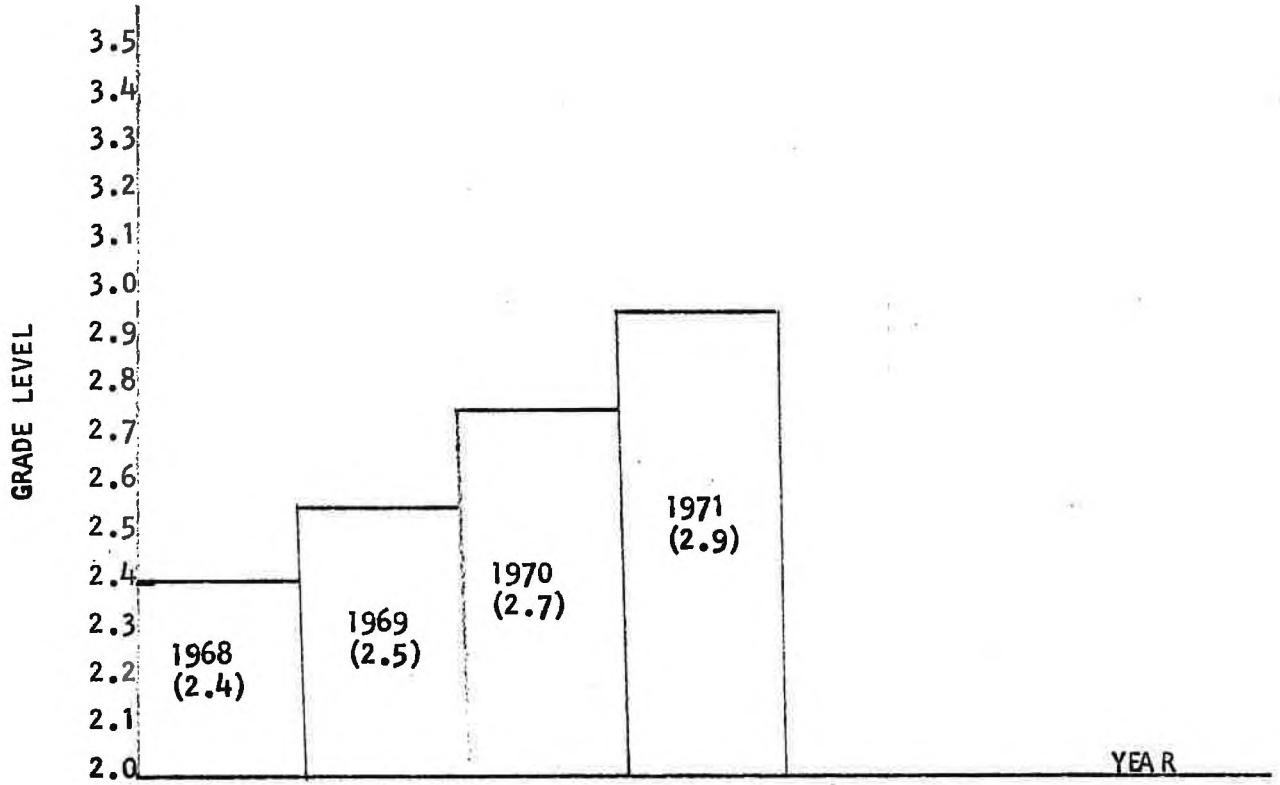
READING ACHIEVEMENT TESTS - MAY 1971

SUMMARY SHEET

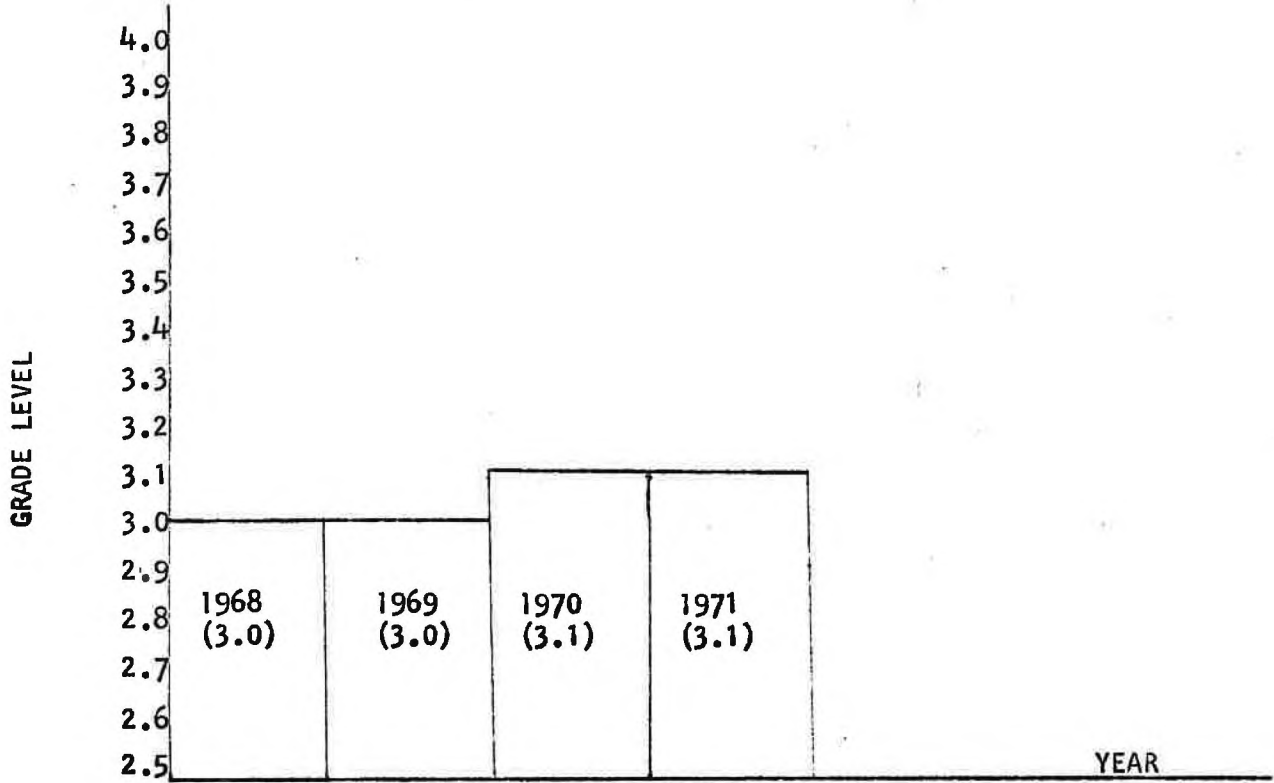
<u>SCHOOL</u>	<u>GRADE 1</u>	<u>GRADE 2</u>	<u>GRADE 3</u>	<u>GRADE 4</u>
Belle Haven	2.0	2.6	2.9	3.7
Brentwood	1.9	2.6	2.9	4.3
Costano	1.8	2.7	3.0	3.8
James Flood	2.3	3.3	3.6	5.0
Kavanaugh	2.1	2.6	3.1	3.6
O'Connor	2.9	3.2	3.8	4.4
Runnymede	2.0	3.3	3.1	4.3
Willow	<u>2.0</u>	<u>3.2</u>	<u>3.5</u>	<u>4.6</u>
<u>District</u>	<u>2.0</u>	<u>2.9</u>	<u>3.1</u>	<u>4.1</u>
Publisher's Norms	1.8	2.8	3.8	4.8



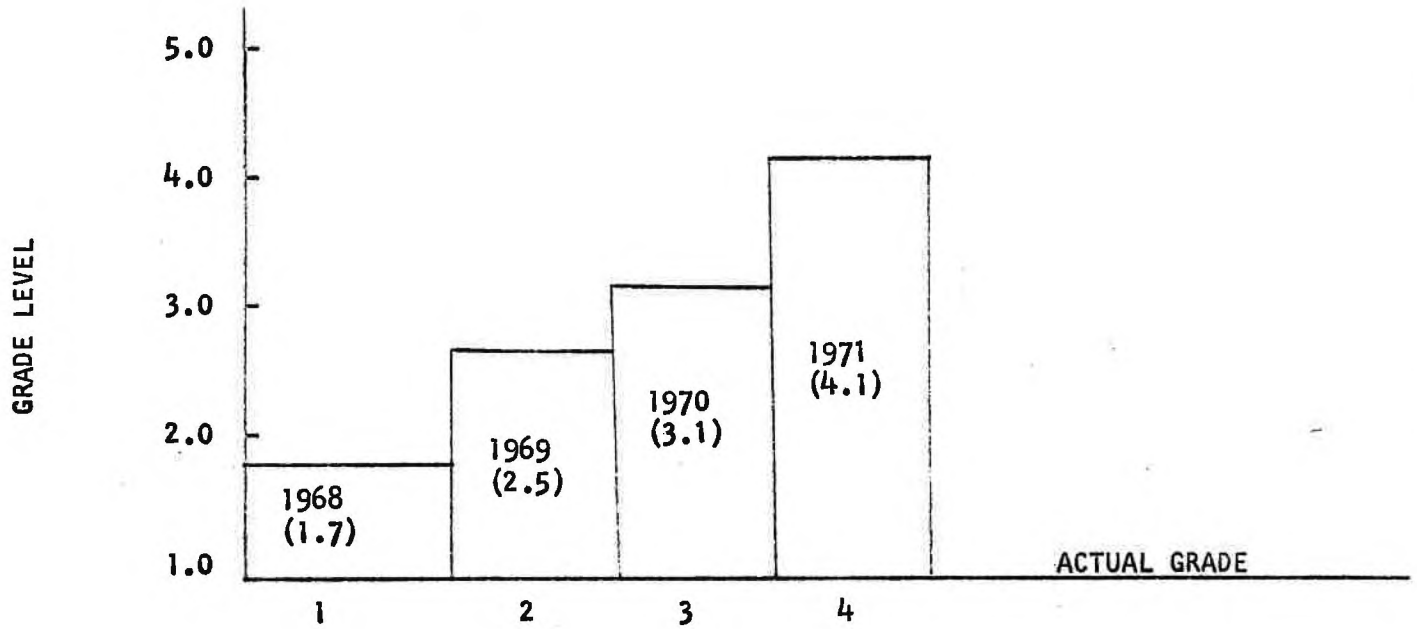
GRADE ONE READING SCORES 1968-71



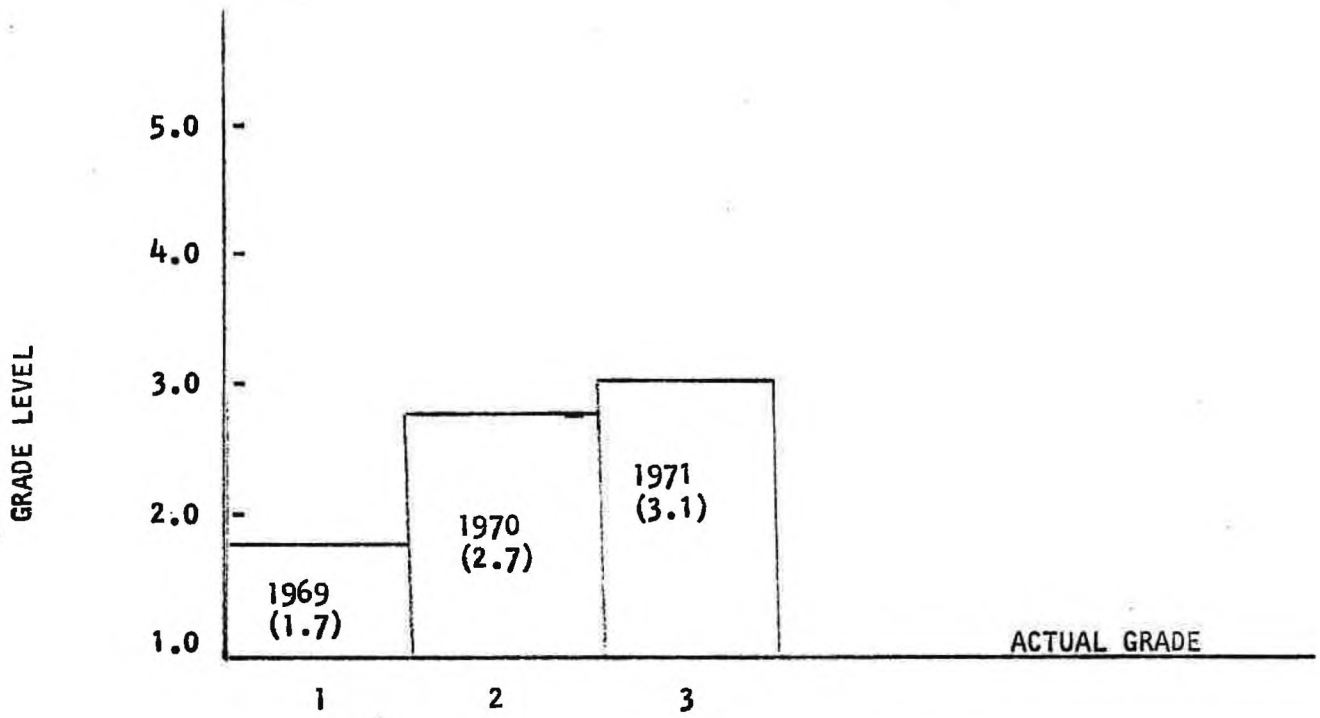
GRADE TWO READING SCORES 1968-71



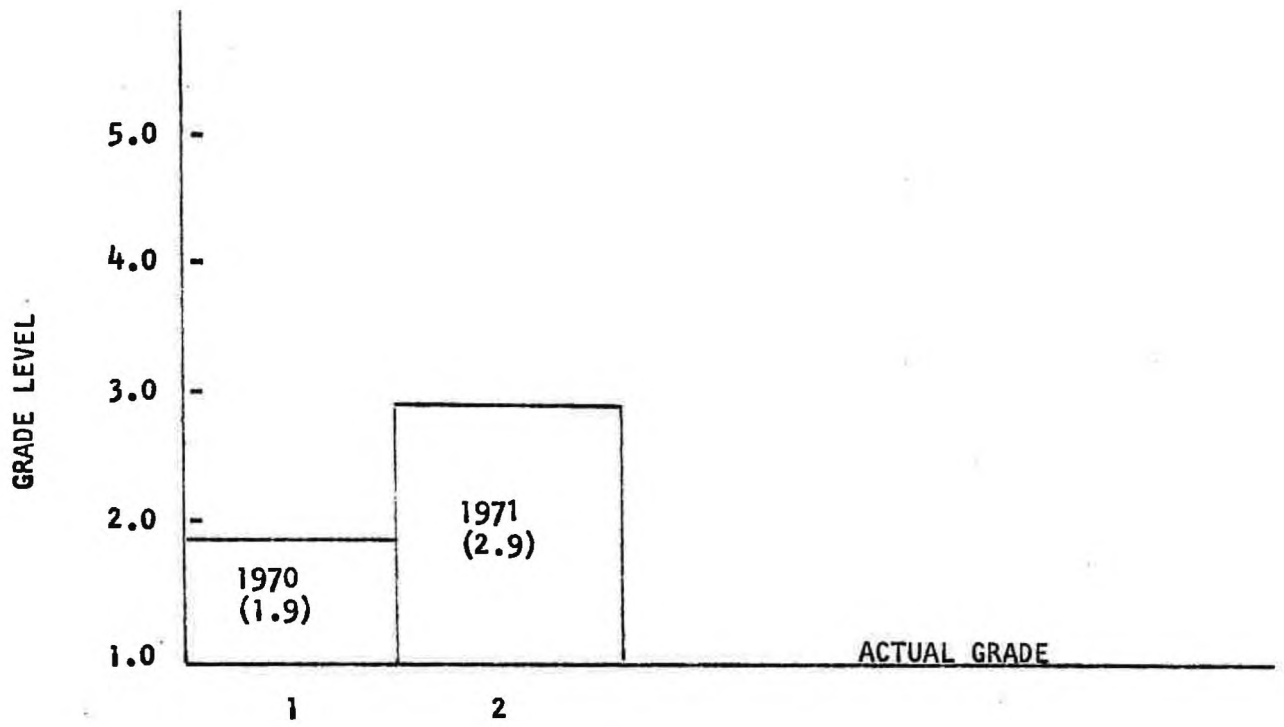
GRADE THREE READING SCORES 1968-71



CLASS HISTORY 1971 4th GRADERS



CLASS HISTORY 1971 3rd GRADERS



CLASS HISTORY 1971 2nd GRADERS